



SENECA, SC

[Click to view full report.](#)

CITY INFO

Population: **7,775**

Male
47%

Female
53%

Married
57%

Single
43%

City rating

This rating is a weighted average of commute time, crime rate, population, median salary, and more.



Overall value

This score adds annual household income and cost of living to the city rating.



Density (Population per mile²)

Compared to New York, Seneca has a very low population density. Seneca is perfect for those who like a quiet city.

1,102
SENECA

27,441
NEW YORK

RESIDENCE

Air quality



Weather



Condition

61°F average temperature



33 years

Median home age

\$121,870

Median home price

-5.08%

Home appreciation rate

3.98%

Annual property tax

53.3%

Homes owned

35%

Homes rented

11.7%

Homes vacant

COMMUNITY

Religious diversity

47.2% Other

40% Baptist

5.2% Pentecostal

4.1% Methodist

3.5% Catholic




Crime rate
(per 100,000)




7

Average age



38

Political majority



Republican

LOCALE

Unemployment

14%

Occupation

8% Management, business, Art & Sciences

20.3% Sales & Office Occupations


16.9% Service Occupation

27.9% Production, transportation & Material Moving

8.2% Natural Resources, Construction & Maintenance

Education

Student teacher ratio **1:10**



73%

High school diploma

5%

Some college or associates degree

13%

Bachelors degree

10%

Graduate or professional degree

TRANSIT

Average commute time Daily breakdown: by transport type

19
Min

Boston Average

26
Min

National Average

0%



Public Transportation

79%



Car

18%



Carpool

1%



Work at Home