



SMITHFIELD, NC

[Click to view full report.](#)

CITY INFO

Population: **12,559**

Male **50%**

Female **50%**

Married **55%**

Single **45%**

City rating

This rating is a weighted average of commute time, crime rate, population, median salary, and more.



Overall value

This score adds annual household income and cost of living to the city rating.



Density (Population per mile²)

Compared to New York, Smithfield has a very low population density. Smithfield is perfect for those who like a quiet city.

1,099
SMITHFIELD

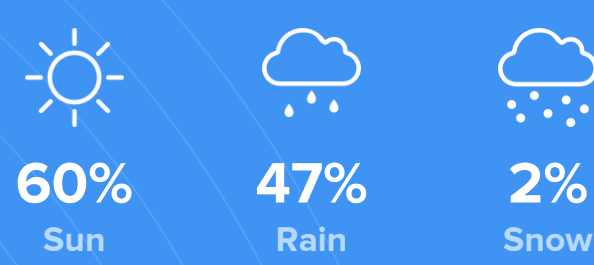
27,441
NEW YORK

RESIDENCE

Air quality



Weather



Condition

61°F average temperature



35 years
Median home age

\$137,310
Median home price

-0.15%
Median home age

7.5%
Annual property tax

51.2%

Homes owned

43.9%

Homes rented

4.9%

Homes vacant

COMMUNITY

Religious diversity


69.9% Other

19.8% Baptist

4% Methodist

3.8% Pentecostal

2.6% Other Christian




Crime rate
(per 100,000)




8

Average age



39

Political majority



Republican

LOCALE

Unemployment

10%

Occupation

10.7% Management, business, Art & Sciences

25.6% Sales & Office Occupations

11.9% Service Occupation

14.8% Production, transportation & Material Moving

13.6% Natural Resources, Construction & Maintenance

Education

Student teacher ratio **1:15**



69%

High school diploma

4%

Some college or associates degree

12%

Bachelors degree

6%

Graduate or professional degree

TRANSIT

Average commute time Daily breakdown: by transport type

25
Min

Boston Average

26
Min

National Average

1%



Public Transportation

78%



Car

16%



Carpool

2%



Work at Home