



# SOUND BEACH, NY

[Click to view full report.](#)

## CITY INFO

Population: **10,006**

**Male**  
50%

**Female**  
50%

**Married**  
60%

**Single**  
40%

### City rating

This rating is a weighted average of commute time, crime rate, population, median salary, and more.



### Overall value

This score adds annual household income and cost of living to the city rating.



### Density (Population per mile<sup>2</sup>)

Compared to New York, Sound Beach has a very low population density. Sound Beach is perfect for those who like a quiet city.

**3,766**  
SOUND BEACH

**27,441**  
NEW YORK

## RESIDENCE

### Air quality



### Weather



### Condition

**53°F** average temperature



**42 years**

Median home age

**\$223,740**

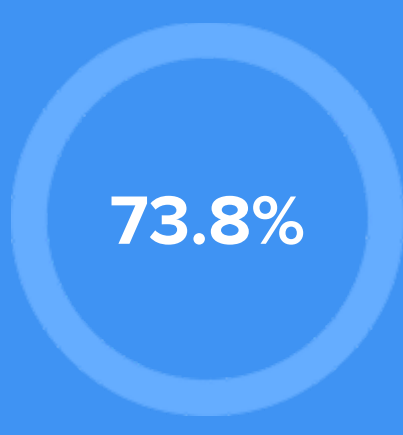
Median home price

**-21.95%**

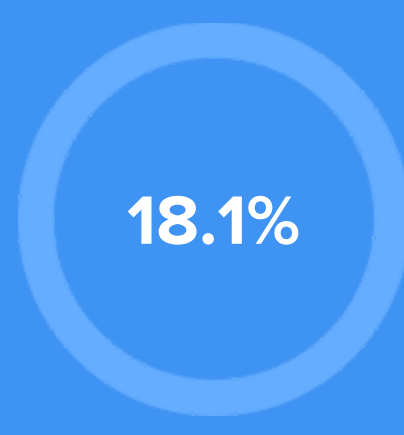
Home appreciation rate

**26.26%**

Annual property tax



Homes owned



Homes rented




Homes vacant

## COMMUNITY

### Religious diversity

- 50.9%** Catholic
- 39.4%** Other
- 6.3%** Jewish
- 2.1%** Lutheran
- 1.4%** Other Christian




**Crime rate**  
(per 100,000)




**4**

**Average age**



**37**

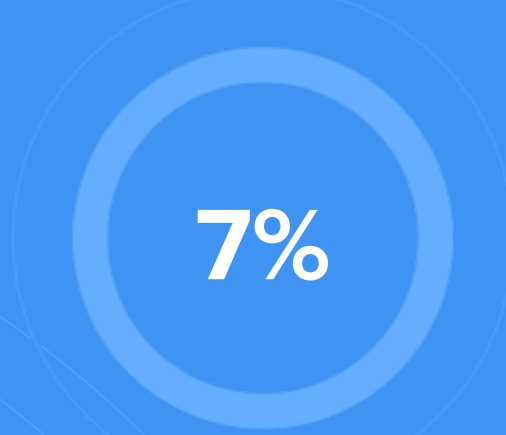
**Political majority**



**Democrat**


## LOCALE

### Unemployment



### Education

Student teacher ratio **1:12**



### Occupation

- 12.5%** Management, business, Art & Sciences
- 26.5%** Sales & Office Occupations
- 13.2%** Service Occupation
- 9.1%** Production, transportation & Material Moving
- 12.8%** Natural Resources, Construction & Maintenance



High school diploma



Some college or associates degree



Bachelors degree



Graduate or professional degree

## TRANSIT

### Average commute time Daily breakdown: by transport type

