



# SOUTH HOLLAND

IL

[Click to view full report.](#)

## CITY INFO

Population: **21,099**

**Male**  
48%

**Female**  
52%

**Married**  
62%

**Single**  
38%

### City rating

This rating is a weighted average of commute time, crime rate, population, median salary, and more.



### Overall value

This score adds annual household income and cost of living to the city rating.



### Density (Population per mile<sup>2</sup>)

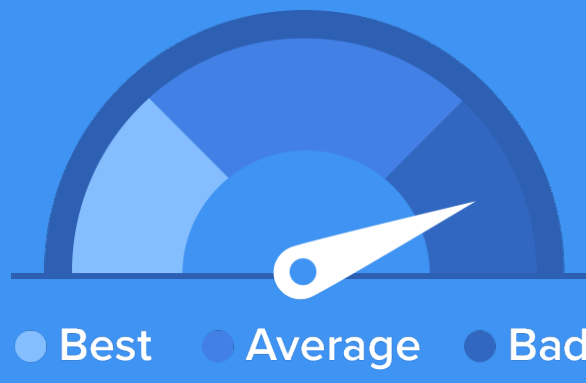
Compared to New York, South Holland has a very low population density. South Holland is perfect for those who like a quiet city.

**2,898**  
SOUTH HOLLAND

**27,441**  
NEW YORK

## RESIDENCE

### Air quality



### Weather



### Condition

**49°F** average temperature

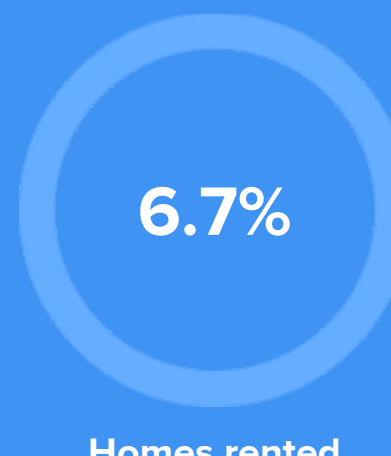


**42 years**  
Median home age

**\$94,350**  
Median home price

**-18.59%**  
Median home age


**16.1%**  
Annual property tax



## COMMUNITY

### Religious diversity

**49.9%** Other  
**39.3%** Catholic  
**5%** Other Christian  
**3.7%** Jewish  
**2.1%** Islam




**Crime rate**  
(per 100,000)




**4**

**Average age**



**41**

**Political majority**



**Democrat**

## LOCALE

### Unemployment



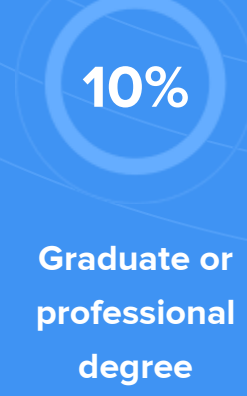
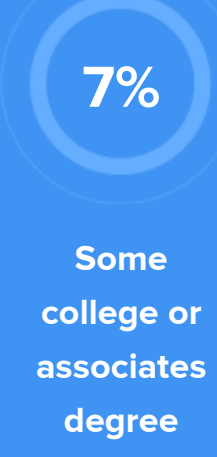

### Education

Student teacher ratio **1:16**



### Occupation

**13.9%** Management, business, Art & Sciences  
**30.7%** Sales & Office Occupations  
**10.9%** Service Occupation  
**12.6%** Production, transportation & Material Moving  
**9%** Natural Resources, Construction & Maintenance



## TRANSIT

### Average commute time Daily breakdown: by transport type

