



SOUTH ORANGE, NJ

[Click to view full report.](#)

CITY INFO

Population: 15,758

Male
48%

Female
52%

Married
50%

Single
50%

City rating

This rating is a weighted average of commute time, crime rate, population, median salary, and more.



Overall value

This score adds annual household income and cost of living to the city rating.



Density (Population per mile²)

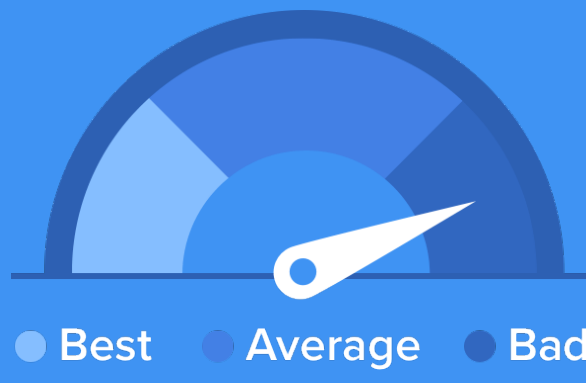
Compared to New York, South Orange has a low population density. South Orange is perfect for those who want to be in the city without constantly rubbing shoulders.

5,523
SOUTH ORANGE

27,441
NEW YORK

RESIDENCE

Air quality



Weather



Condition

52°F average temperature

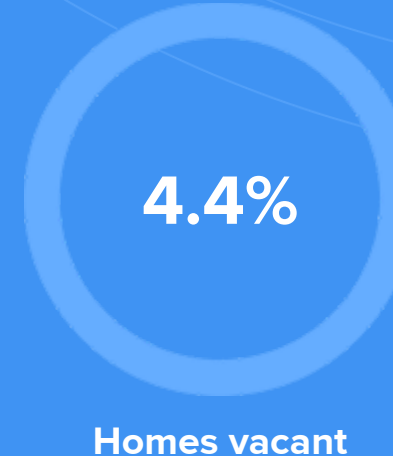
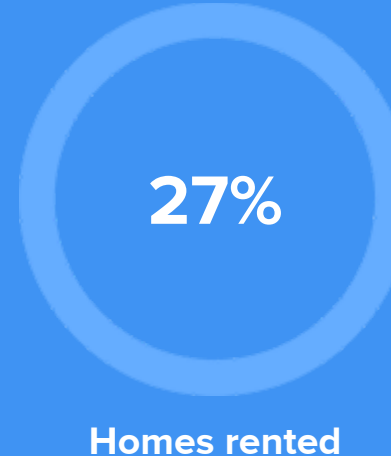


159 years
Median home age

\$457,180
Median home price

-7.03%
Median home age


28.54%
Annual property tax



COMMUNITY

Religious diversity

- 51.4%** Other
- 34.2%** Catholic
- 8.2%** Jewish
- 3.3%** Islam
- 2.9%** Other Christian




Crime rate
(per 100,000)




5

Average age



35

Political majority



Democrat


LOCALE

Unemployment



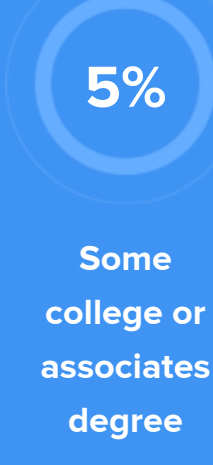

Education

Student teacher ratio **1:13**



Occupation

- 19.6%** Management, business, Art & Sciences
- 26.7%** Sales & Office Occupations
- 12.3%** Service Occupation
- 5.2%** Production, transportation & Material Moving
- 2.6%** Natural Resources, Construction & Maintenance



TRANSIT

Average commute time Daily breakdown: by transport type

