



SOUTHAMPTON MA

[Click to view full report.](#)

CITY INFO

Population: 6,079

Male
49%

Female
51%

Married
66%

Single
34%

City rating

This rating is a weighted average of commute time, crime rate, population, median salary, and more.



Overall value

This score adds annual household income and cost of living to the city rating.



Density (Population per mile²)

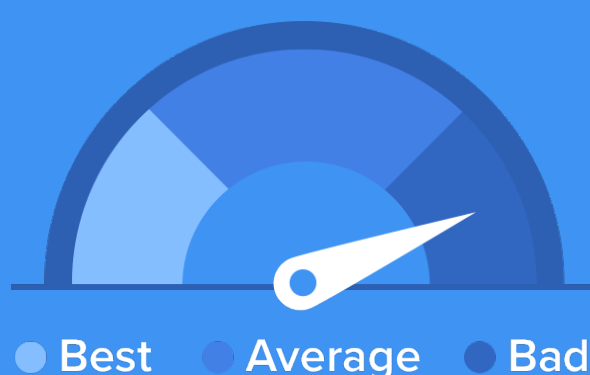
Compared to New York, Southampton has a very low population density. Southampton is perfect for those who like a quiet city.

216
SOUTHAMPTON

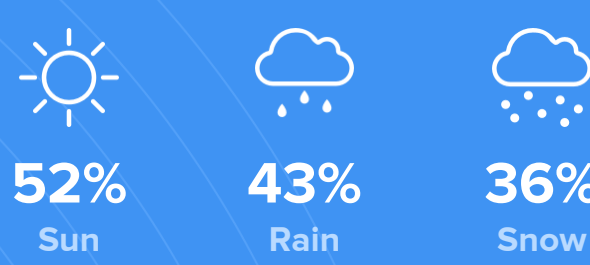
27,441
NEW YORK

RESIDENCE

Air quality



Weather



Condition

46°F average temperature

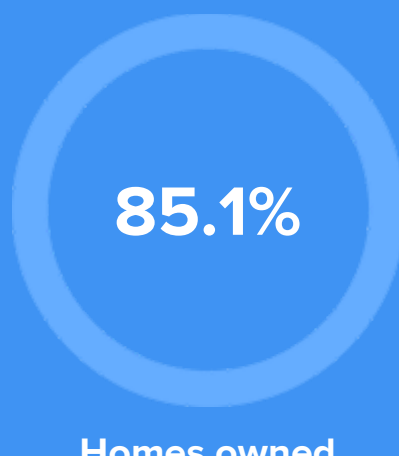


27 years
Median home age

\$223,050
Median home price

1.74%
Median home age


14.78%
Annual property tax



COMMUNITY

Religious diversity

- 71.5%** Other
- 21.1%** Catholic
- 5.3%** Other Christian
- 1.4%** Jewish
- 0.7%** Episcopalian




Crime rate
(per 100,000)




4

Average age



42

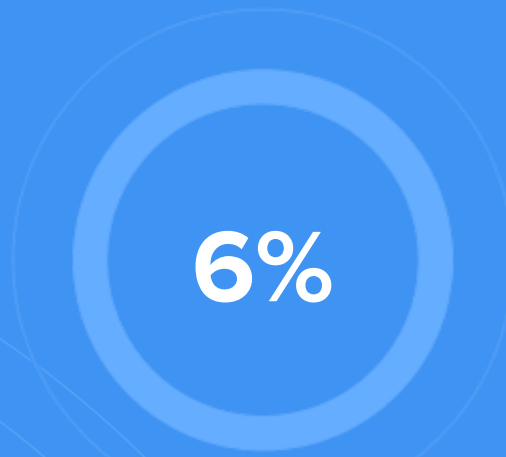
Political majority



Democrat


LOCALE

Unemployment



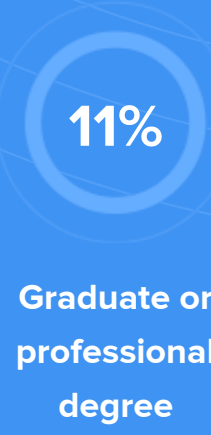
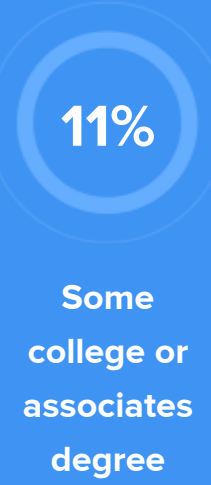
Education

Student teacher ratio **1:12**



Occupation

- 17.3%** Management, business, Art & Sciences
- 23.2%** Sales & Office Occupations
- 12.3%** Service Occupation
- 13.3%** Production, transportation & Material Moving
- 6.6%** Natural Resources, Construction & Maintenance



TRANSIT

Average commute time Daily breakdown: by transport type

