



# STONY POINT, NY

[Click to view full report.](#)

## CITY INFO

Population: 12,350

City rating

Overall value

Male 50%

Female 50%

Married 64%

Single 36%

This rating is a weighted average of commute time, crime rate, population, median salary, and more.

10/10

This score adds annual household income and cost of living to the city rating.

9/10

Density (Population per mile<sup>2</sup>)

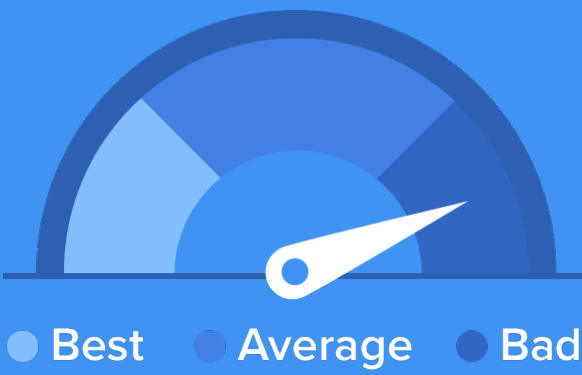
Compared to New York, Stony Point has a very low population density. Stony Point is perfect for those who like a quiet city.

2,245  
STONY POINT

27,441  
NEW YORK

## RESIDENCE

Air quality



Weather



Condition

50°F average temperature



42 years

Median home age

\$382,340

Median home price

-0.65%

Home appreciation rate

23.06%

Annual property tax

83%

Homes owned

14.8%

Homes rented

2.2%

Homes vacant

## COMMUNITY

Religious diversity

43.9% Catholic

28.4% Jewish

23.8% Other

2.3% Other Christian

1.7% Islam




Crime rate  
(per 100,000)



2

Average age



40

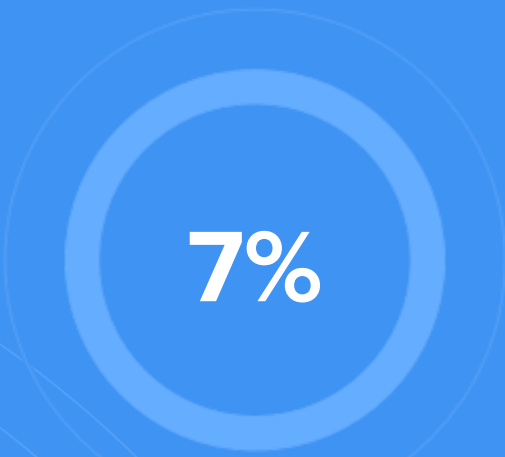
Political majority



Democrat

## LOCALE

Unemployment



Occupation

14.2% Management, business, Art & Sciences

28.7% Sales & Office Occupations

15.4% Service Occupation

8.2% Production, transportation & Material Moving

10.9% Natural Resources, Construction & Maintenance

Education

Student teacher ratio 1:13



85%

High school diploma

9%

Some college or associates degree

17%


Bachelors degree

8%

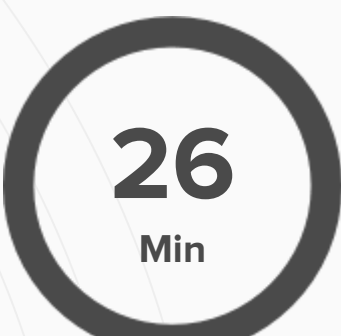
Graduate or professional degree

## TRANSIT

Average commute time Daily breakdown: by transport type



Boston Average



National Average

3%



Public Transportation

84%



Car

10%



Carpool

3%



Work at Home