



# STOW, OH

[Click to view full report.](#)

## CITY INFO

Population: **34,011**

Male **48%**

Female **52%**

Married **64%**

Single **36%**

### City rating

This rating is a weighted average of commute time, crime rate, population, median salary, and more.



### Overall value

This score adds annual household income and cost of living to the city rating.



### Density (Population per mile<sup>2</sup>)

Compared to New York, Stow has a very low population density. Stow is perfect for those who like a quiet city.

**1,988**  
STOW

**27,441**  
NEW YORK

## RESIDENCE

### Air quality



● Best ● Average ● Bad

### Weather



### Condition

**51°F** average temperature



**30 years**

Median home age

**\$140,080**

Median home price

**-4.92%**

Home appreciation rate

**12.66%**

Annual property tax

**67.3%**

Homes owned

**26.8%**

Homes rented

**5.9%**

Homes vacant

## COMMUNITY

### Religious diversity


**60.7%** Other

**21.3%** Catholic

**13.1%** Other Christian

**3%** Methodist

**1.9%** Lutheran




**Crime rate**  
(per 100,000)




**2**

**Average age**



**39**

**Political majority**



**Democrat**

## LOCALE

### Unemployment

**9%**

### Occupation

**16.1%** Management, business, Art & Sciences

**27.2%** Sales & Office Occupations

**11.6%** Service Occupation

**12.3%** Production, transportation & Material Moving

**6%** Natural Resources, Construction & Maintenance

### Education

Student teacher ratio **1:19**



**93%**

High school diploma

**7%**

Some college or associates degree

**24%**

Bachelors degree

**13%**

Graduate or professional degree

## TRANSIT

### Average commute time Daily breakdown: by transport type

**26**  
Min

Boston Average

**26**  
Min

National Average

**0%**



Public Transportation

**90%**



Car

**6%**



Carpool

**3%**



Work at Home