



TROY, IL

[Click to view full report.](#)

CITY INFO

Population: 9,578

Male
49%

Female
51%

Married
63%

Single
37%

City rating

This rating is a weighted average of commute time, crime rate, population, median salary, and more.



Overall value

This score adds annual household income and cost of living to the city rating.



Density (Population per mile²)

Compared to New York, Troy has a very low population density. Troy is perfect for those who like a quiet city.

2,290
TROY

27,441
NEW YORK

RESIDENCE

Air quality



Weather



Condition

56°F average temperature



21 years

Median home age

\$153,750

Median home price

-17.14%

Median home age

16.94%

Annual property tax

71.7%

Homes owned

24.5%

Homes rented

3.9%

Homes vacant

COMMUNITY

Religious diversity


59.9% Other

16.6% Catholic

10.3% Baptist

8.4% Other Christian

4.9% Lutheran




Crime rate
(per 100,000)




3

Average age



34

Political majority



Democrat

LOCALE

Unemployment

10%

Occupation

14.2% Management, business, Art & Sciences

26.9% Sales & Office Occupations

16.7% Service Occupation

15.3% Production, transportation & Material Moving

8.2% Natural Resources, Construction & Maintenance

Education

Student teacher ratio **1:20**



90%

High school diploma

8%

Some college or associates degree

16%

Bachelors degree

9%

Graduate or professional degree

TRANSIT

Average commute time Daily breakdown: by transport type

27
Min

Boston Average

26
Min

National Average

2%



Public Transportation

84%



Car

9%



Carpool

3%



Work at Home