



# VANDALIA, IL

[Click to view full report.](#)

## CITY INFO

**Population:** 6,802

**Male**  
58%

**Female**  
42%

**Married**  
59%

**Single**  
41%

### City rating

This rating is a weighted average of commute time, crime rate, population, median salary, and more.



### Overall value

This score adds annual household income and cost of living to the city rating.



### Density (Population per mile<sup>2</sup>)

Compared to New York, Vandalia has a very low population density. Vandalia is perfect for those who like a quiet city.

**1,201**  
VANDALIA

**27,441**  
NEW YORK

## RESIDENCE

### Air quality



### Weather



### Condition

53°F average temperature

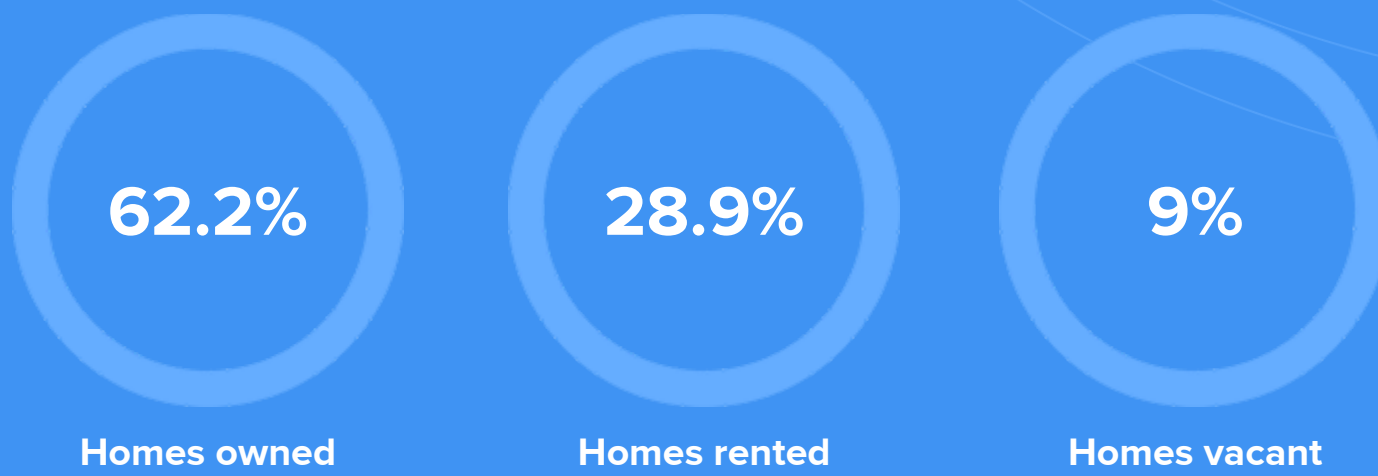


**54 years**  
Median home age

**\$86,030**  
Median home price

**1.08%**  
Median home age


**12.67%**  
Annual property tax



## COMMUNITY

### Religious diversity

- 55.1% Other
- 19.9% Baptist
- 9.7% Other Christian
- 8.7% Lutheran
- 6.6% Methodist




**Crime rate**  
(per 100,000)




**5**

**Average age**



**36**

**Political majority**



**Republican**

## LOCALE

### Unemployment



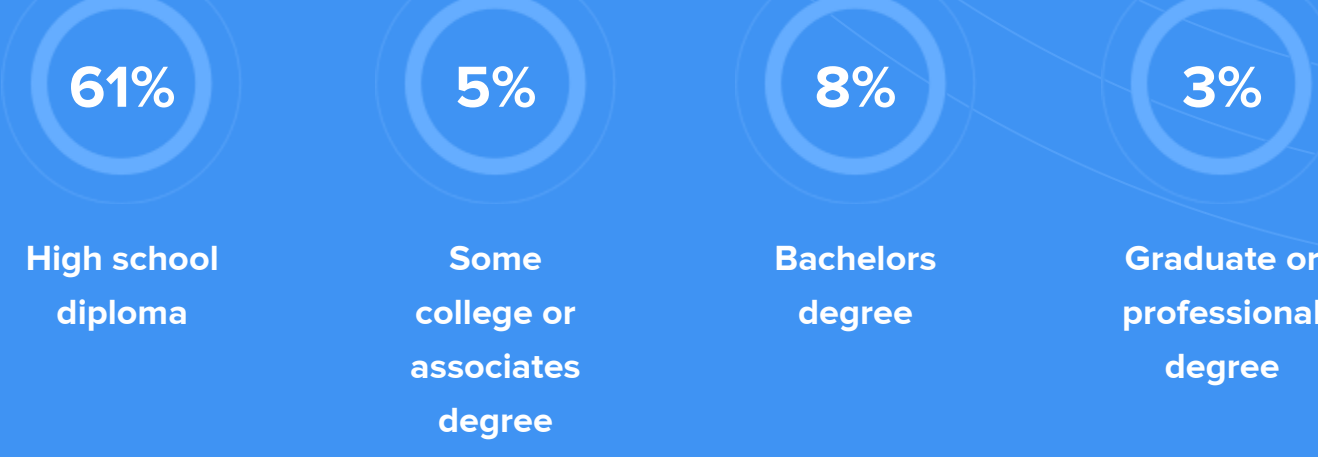
### Education

Student teacher ratio **1:19**



### Occupation

- 7.2% Management, business, Art & Sciences
- 23.3% Sales & Office Occupations
- 23.3% Service Occupation
- 22.8% Production, transportation & Material Moving
- 8.6% Natural Resources, Construction & Maintenance



## TRANSIT

### Average commute time Daily breakdown: by transport type

