



# VINELAND, NJ

[Click to view full report.](#)

## CITY INFO

Population: **59,370**

**Male**  
48%

**Female**  
52%

**Married**  
54%

**Single**  
46%

### City rating

This rating is a weighted average of commute time, crime rate, population, median salary, and more.



### Overall value

This score adds annual household income and cost of living to the city rating.



### Density (Population per mile<sup>2</sup>)

Compared to New York, Vineland has a very low population density. Vineland is perfect for those who like a quiet city.

**864**  
VINELAND

**27,441**  
NEW YORK

## RESIDENCE

### Air quality



### Weather



### Condition

**55°F** average temperature

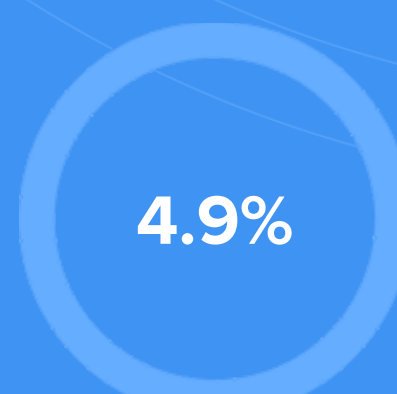
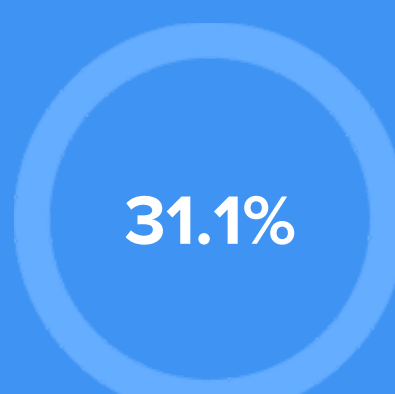


**41 years**  
Median home age

**\$166,320**  
Median home price

**-12.26%**  
Median home age


**25.96%**  
Annual property tax



## COMMUNITY

### Religious diversity

- 68.1%** Other
- 22.8%** Catholic
- 3.7%** Methodist
- 3.2%** Other Christian
- 2.3%** Baptist




**Crime rate**  
(per 100,000)




**6**

**Average age**



**37**

**Political majority**



**Democrat**

## LOCALE

### Unemployment

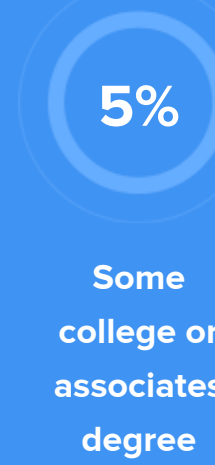



### Occupation

- 8.7%** Management, business, Art & Sciences
- 24.5%** Sales & Office Occupations
- 17.9%** Service Occupation
- 19.4%** Production, transportation & Material Moving
- 9.7%** Natural Resources, Construction & Maintenance

### Education

Student teacher ratio **1:11**



## TRANSIT

### Average commute time Daily breakdown: by transport type

