



# VISALIA, CA

[Click to view full report.](#)

## CITY INFO

Population: 118,081

City rating

Overall value

Male 49%

Female 51%

Married 59%

Single 41%

This rating is a weighted average of commute time, crime rate, population, median salary, and more.

8/10

This score adds annual household income and cost of living to the city rating.

7/10

Density (Population per mile<sup>2</sup>)

Compared to New York, Visalia has a low population density. Visalia is perfect for those who want to be in the city without constantly rubbing shoulders.

4,132


VISALIA

27,441

NEW YORK

## RESIDENCE

Air quality



Weather

75% Sun 10% Rain 0% Snow

Condition

67°F average temperature



24 years

Median home age

\$155,830

Median home price

-19.2%

Median home age

8.02%

Annual property tax

60.6%

Homes owned

33.3%

Homes rented

6.1%

Homes vacant

## COMMUNITY

Religious diversity

52.9% Other

33% Catholic

6.1% Other Christian

4.3% Baptist

3.8% Pentecostal




Crime rate (per 100,000)




6

Average age



32

Political majority



Republican

## LOCALE

Unemployment

10%

Occupation

12.3% Management, business, Art & Sciences

26.6% Sales & Office Occupations

17.1% Service Occupation

11.7% Production, transportation & Material Moving

7.1% Natural Resources, Construction & Maintenance

Education

Student teacher ratio 1:23



76%

High school diploma

9%

Some college or associates degree

13%

Bachelors degree

6%

Graduate or professional degree

## TRANSIT

Average commute time Daily breakdown: by transport type

21

Min

Boston Average

26

Min

National Average

1%



Public Transportation

80%



Car

12%



Carpool

3%



Work at Home