



WAREHAM, MA

[Click to view full report.](#)

CITY INFO

Population: **21,240**

Male
48%

Female
52%

Married
53%

Single
47%

City rating

This rating is a weighted average of commute time, crime rate, population, median salary, and more.



Overall value

This score adds annual household income and cost of living to the city rating.



Density (Population per mile²)

Compared to New York, Wareham has a very low population density. Wareham is perfect for those who like a quiet city.

593
WAREHAM

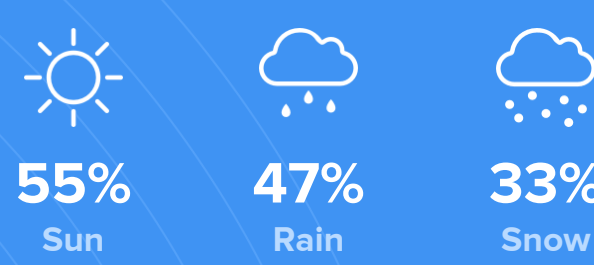
27,441
NEW YORK

RESIDENCE

Air quality



Weather



Condition

50°F average temperature

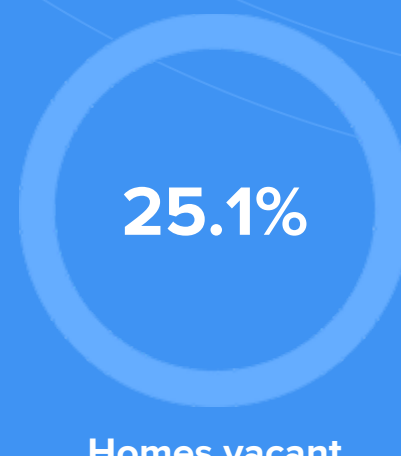


41 years
Median home age

\$194,440
Median home price

-6.88%
Median home age


13.98%
Annual property tax



COMMUNITY

Religious diversity

- 50% Other
- 40.1% Catholic
- 4.6% Other Christian
- 4.4% Jewish
- 1% Baptist




Crime rate
(per 100,000)




7

Average age



42

Political majority



Democrat

LOCALE

Unemployment




Occupation

- 9.2% Management, business, Art & Sciences
- 26.2% Sales & Office Occupations
- 18.6% Service Occupation
- 16.2% Production, transportation & Material Moving
- 12.2% Natural Resources, Construction & Maintenance

Education

Student teacher ratio **1:13**



82%
High school diploma

7%
Some college or associates degree

11%
Bachelors degree

5%
Graduate or professional degree

TRANSIT

Average commute time Daily breakdown: by transport type

