



# WATERTOWN, CT

[Click to view full report.](#)

## CITY INFO

Population: **22,163**

**Male**  
48%

**Female**  
52%

**Married**  
63%

**Single**  
37%

### City rating

This rating is a weighted average of commute time, crime rate, population, median salary, and more.



### Overall value

This score adds annual household income and cost of living to the city rating.



### Density (Population per mile<sup>2</sup>)

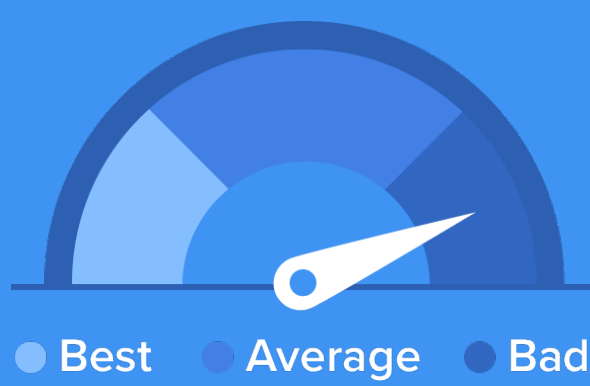
Compared to New York, Watertown has a very low population density. Watertown is perfect for those who like a quiet city.

**760**  
WATERTOWN

**27,441**  
NEW YORK

## RESIDENCE

### Air quality



### Weather



### Condition

**54°F** average temperature


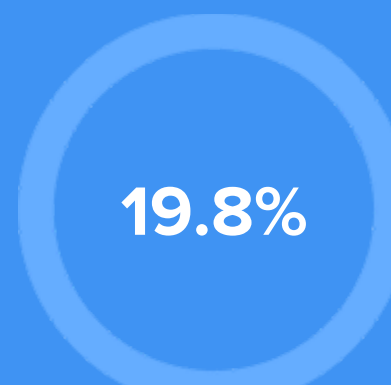
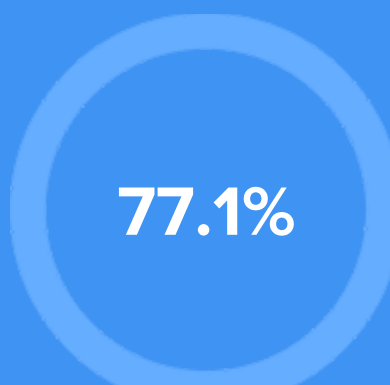


**44 years**  
Median home age

**\$203,540**  
Median home price

**-5.7%**  
Median home age


**17.36%**  
Annual property tax



## COMMUNITY

### Religious diversity

- 53.3%** Other
- 33.6%** Catholic
- 8.9%** Other Christian
- 2.2%** Episcopalian
- 2%** Methodist




**Crime rate**  
(per 100,000)




**3**

**Average age**



**41**

**Political majority**



**Republican**

## LOCALE

### Unemployment





### Education

Student teacher ratio **1:17**



### Occupation

- 13%** Management, business, Art & Sciences
- 23.5%** Sales & Office Occupations
- 16%** Service Occupation
- 15.9%** Production, transportation & Material Moving
- 8.6%** Natural Resources, Construction & Maintenance



## TRANSIT

### Average commute time Daily breakdown: by transport type

