



WEST BRIDGEWATER MA

[Click to view full report.](#)

CITY INFO

Population: **6,650**

Male
49%

Female
51%

Married
58%

Single
42%

City rating

This rating is a weighted average of commute time, crime rate, population, median salary, and more.



Overall value

This score adds annual household income and cost of living to the city rating.



Density (Population per mile²)

Compared to New York, West Bridgewater has a very low population density. West Bridgewater is perfect for those who like a quiet city.

423
WEST BRIDGEWATER

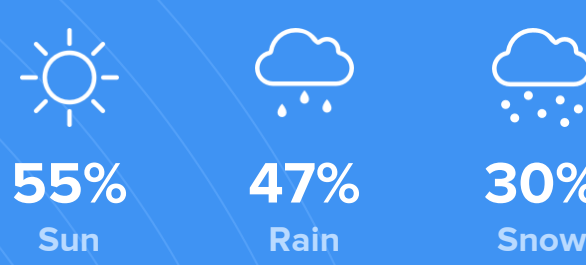
27,441
NEW YORK

RESIDENCE

Air quality



Weather



Condition

51°F average temperature

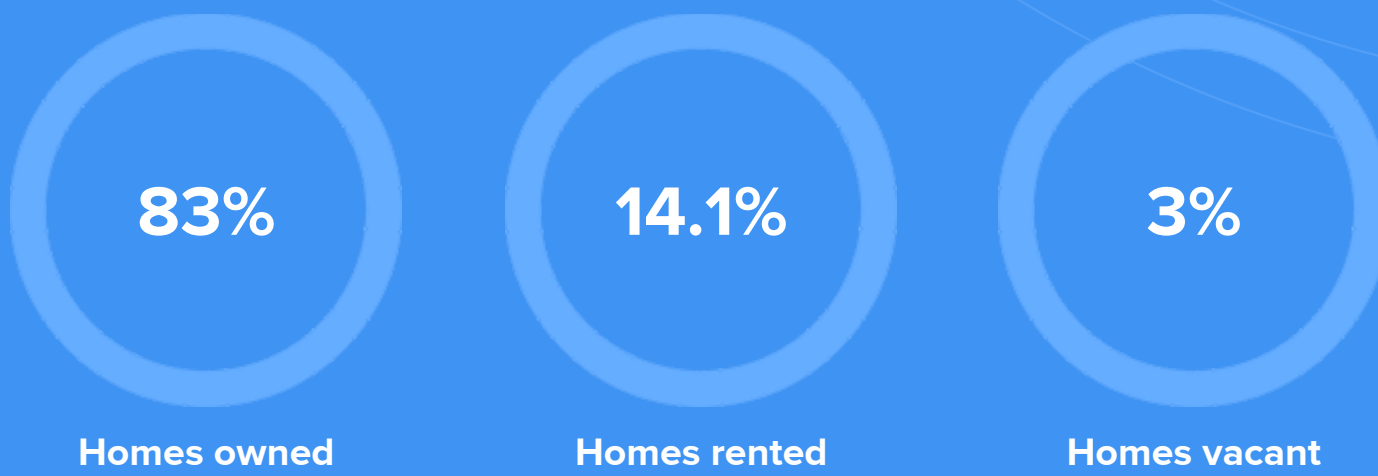


49 years
Median home age

\$238,290
Median home price

-6.02%
Median home age


13.98%
Annual property tax



COMMUNITY

Religious diversity


- 50%** Other
- 40.1%** Catholic
- 4.6%** Other Christian
- 4.4%** Jewish
- 1%** Baptist



Crime rate
(per 100,000)



Average age



Political majority



LOCALE

Unemployment

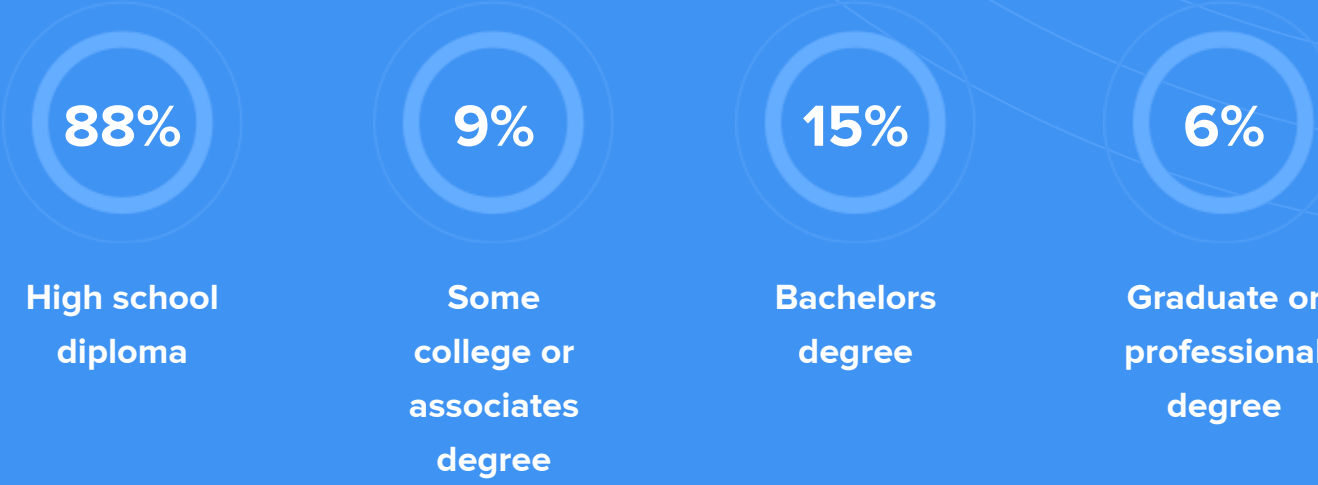


Occupation

- 12.1%** Management, business, Art & Sciences
- 28.3%** Sales & Office Occupations
- 15.3%** Service Occupation
- 12.3%** Production, transportation & Material Moving
- 10.3%** Natural Resources, Construction & Maintenance

Education

Student teacher ratio **1:14**



TRANSIT

Average commute time Daily breakdown: by transport type

