



# WEST ORANGE, NJ

[Click to view full report.](#)

## CITY INFO

Population: **42,206**

**Male**  
48%

**Female**  
52%

**Married**  
60%

**Single**  
40%

### City rating

This rating is a weighted average of commute time, crime rate, population, median salary, and more.



### Overall value

This score adds annual household income and cost of living to the city rating.



### Density (Population per mile<sup>2</sup>)

Compared to New York, West Orange has a very low population density. West Orange is perfect for those who like a quiet city.

**3,483**  
WEST ORANGE

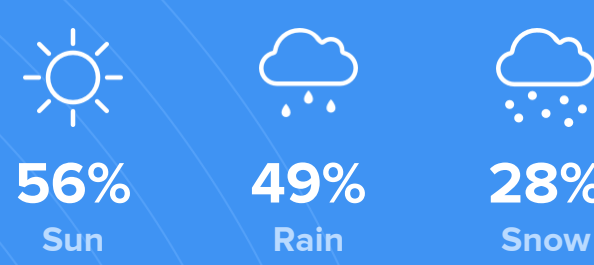
**27,441**  
NEW YORK

## RESIDENCE

### Air quality



### Weather



### Condition

**52°F** average temperature

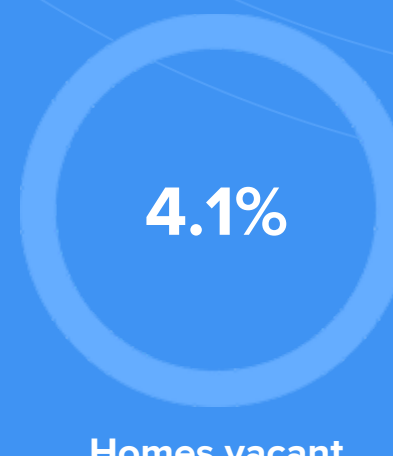
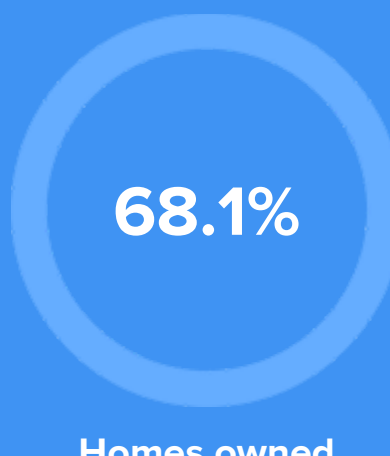


**52 years**  
Median home age

**\$318,480**  
Median home price

**-14.84%**  
Median home age


**28.54%**  
Annual property tax



## COMMUNITY

### Religious diversity

- 51.4%** Other
- 34.2%** Catholic
- 8.2%** Jewish
- 3.3%** Islam
- 2.9%** Other Christian




**Crime rate**  
(per 100,000)




**4**

**Average age**



**42**

**Political majority**



**Democrat**

## LOCALE

### Unemployment







### Occupation

- 19%** Management, business, Art & Sciences
- 27.7%** Sales & Office Occupations
- 11.1%** Service Occupation
- 7.9%** Production, transportation & Material Moving
- 5.7%** Natural Resources, Construction & Maintenance

### Education

Student teacher ratio **1:10**



## TRANSIT

### Average commute time Daily breakdown: by transport type

