



# WILMETTE, IL

[Click to view full report.](#)

## CITY INFO

Population: **27,139**

**Male**  
48%

**Female**  
52%

**Married**  
70%

**Single**  
30%

### City rating

This rating is a weighted average of commute time, crime rate, population, median salary, and more.



### Overall value

This score adds annual household income and cost of living to the city rating.



### Density (Population per mile<sup>2</sup>)

Compared to New York, Wilmette has a low population density. Wilmette is perfect for those who want to be in the city without constantly rubbing shoulders.

**5,041**  
WILMETTE

**27,441**  
NEW YORK

## RESIDENCE

### Air quality



### Weather



### Condition

**48°F** average temperature

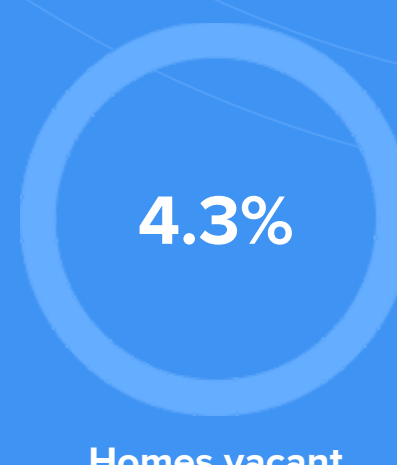
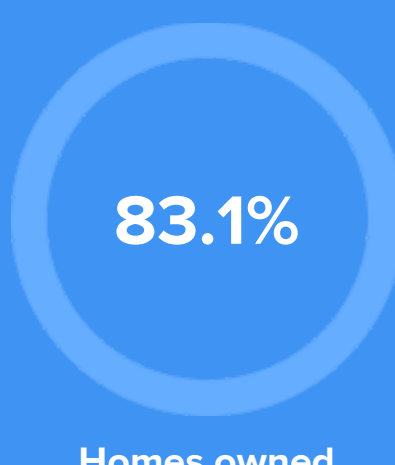


**55 years**  
Median home age

**\$558,660**  
Median home price

**-10.12%**  
Median home age

**16.1%**  
Annual property tax



## COMMUNITY

### Religious diversity


**49.9%** Other

**39.3%** Catholic

**5%** Other Christian

**3.7%** Jewish

**2.1%** Islam




**Crime rate**  
(per 100,000)




**1**

**Average age**



**43**

**Political majority**



**Democrat**

## LOCALE

### Unemployment



### Education

Student teacher ratio **1:11**



### Occupation

**27.4%** Management, business, Art & Sciences

**24.6%** Sales & Office Occupations

**4.5%** Service Occupation

**2.1%** Production, transportation & Material Moving

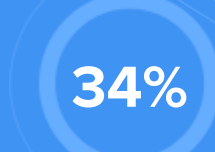
**1.9%** Natural Resources, Construction & Maintenance



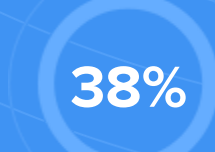
High school diploma



Some college or associates degree




Bachelors degree



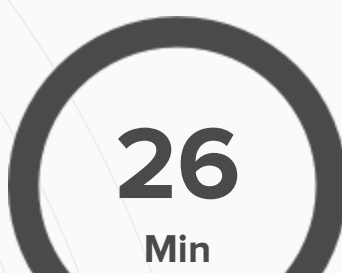
Graduate or professional degree

## TRANSIT

### Average commute time Daily breakdown: by transport type



Boston Average



National Average

