



# WYANDANCH, NY

[Click to view full report.](#)

## CITY INFO

**Population:** 11,291

**Male**  
48%

**Female**  
52%

**Married**  
43%

**Single**  
57%

### City rating

This rating is a weighted average of commute time, crime rate, population, median salary, and more.



### Overall value

This score adds annual household income and cost of living to the city rating.



### Density (Population per mile<sup>2</sup>)

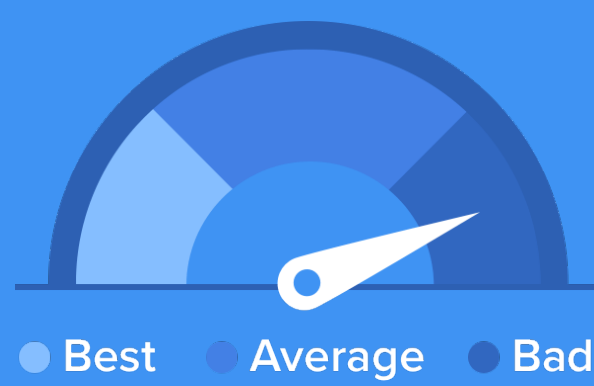
Compared to New York, Wyandanch has a very low population density. Wyandanch is perfect for those who like a quiet city.

**2,581**  
WYANDANCH

**27,441**  
NEW YORK

## RESIDENCE

### Air quality



### Weather



### Condition

**53°F** average temperature



**43 years**

Median home age

**\$179,090**

Median home price

**-29.47%**

Home appreciation rate

**26.26%**

Annual property tax

**52.7%**

Homes owned

**37.9%**

Homes rented

**9.4%**

Homes vacant

## COMMUNITY

### Religious diversity


**50.9%** Catholic

**39.4%** Other

**6.3%** Jewish

**2.1%** Lutheran

**1.4%** Other Christian




**Crime rate**  
(per 100,000)




**4**

**Average age**



**30**

**Political majority**



**Democrat**

## LOCALE

### Unemployment

**7%**

### Occupation

**5.9%** Management, business, Art & Sciences

**27.2%** Sales & Office Occupations


**27.4%** Service Occupation

**20.9%** Production, transportation & Material Moving

**6.9%** Natural Resources, Construction & Maintenance

### Education

Student teacher ratio **1:11**



**65%**

High school diploma

**6%**

Some college or associates degree

**5%**

Bachelors degree

**2%**

Graduate or professional degree

## TRANSIT

### Average commute time Daily breakdown: by transport type

**30**  
Min

Boston Average

**26**  
Min

National Average

**12%**



Public Transportation

**65%**



Car

**15%**



Carpool

**2%**



Work at Home