



WYCKOFF, NJ

[Click to view full report.](#)

CITY INFO

Population: **16,986**

Male
48%

Female
52%

Married
71%

Single
29%

City rating

This rating is a weighted average of commute time, crime rate, population, median salary, and more.



Overall value

This score adds annual household income and cost of living to the city rating.



Density (Population per mile²)

Compared to New York, Wyckoff has a very low population density. Wyckoff is perfect for those who like a quiet city.

2,595
WYCKOFF

27,441
NEW YORK

RESIDENCE

Air quality



Weather



Condition

55°F average temperature



46 years

Median home age

\$630,140

Median home price

-5%

Median home age

21.97%

Annual property tax

90.5%

Homes owned

7.1%

Homes rented

2.4%

Homes vacant

COMMUNITY

Religious diversity


52.6% Catholic

33% Other

8.1% Jewish

5.1% Other Christian

1.2% Lutheran




Crime rate
(per 100,000)




4

Average age



42

Political majority



Democrat

LOCALE

Unemployment

8%

Occupation

29.3% Management, business, Art & Sciences

28.7% Sales & Office Occupations

6.2% Service Occupation

4.9% Production, transportation & Material Moving

3.9% Natural Resources, Construction & Maintenance

Education

Student teacher ratio **1:14**



94%

High school diploma

5%

Some college or associates degree

33%

Bachelors degree

23%

Graduate or professional degree

TRANSIT

Average commute time Daily breakdown: by transport type

33
Min

Boston Average

26
Min

National Average

9%



Public Transportation

78%



Car

6%



Carpool

5%



Work at Home