



YUCCA VALLEY, CA

[Click to view full report.](#)

CITY INFO

Population: 21,047

Male
48%

Female
52%

Married
56%

Single
44%

City rating

This rating is a weighted average of commute time, crime rate, population, median salary, and more.



Overall value

This score adds annual household income and cost of living to the city rating.



Density (Population per mile²)

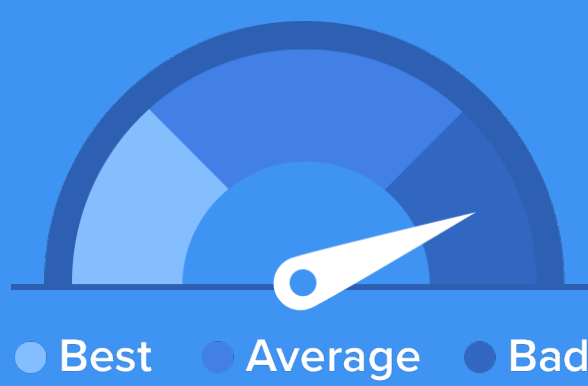
Compared to New York, Yucca Valley has a very low population density. Yucca Valley is perfect for those who like a quiet city.

526
YUCCA VALLEY

27,441
NEW YORK

RESIDENCE

Air quality



Weather



Condition

75°F average temperature



30 years

Median home age

\$103,650

Median home price

-15.01%

Median home age

9.16%

Annual property tax

59.8%

Homes owned

27.8%

Homes rented

12.4%

Homes vacant

COMMUNITY

Religious diversity


63.2% Other

26.4% Catholic

4.3% Other Christian

3.9% Baptist

2.2% Mormon




Crime rate
(per 100,000)




5

Average age



39

Political majority



Democrat

LOCALE

Unemployment

14%

Occupation

9.7% Management, business, Art & Sciences

26.5% Sales & Office Occupations

20.1% Service Occupation

7.5% Production, transportation & Material Moving

17% Natural Resources, Construction & Maintenance

Education

Student teacher ratio **1:22**



82%

High school diploma

7%

Some college or associates degree

9%

Bachelors degree

4%

Graduate or professional degree

TRANSIT

Average commute time Daily breakdown: by transport type

31
Min

Boston Average

26
Min

National Average

1% Public Transportation

72% Car

21% Carpool

3% Work at Home